

MiniMax

AC input: 120V AC 60 Hz
Max amps: 15A

Accommodates up to 40 devices

The MiniMax™ series is designed to deploy up to 40 computing devices with screen sizes up to 15.6”
Please review this guide before installing your equipment to learn how to make the best use of your cart—safely.

IDENTIFYING COMPONENTS



Front of Cart (Closed)

1. Push Handle
2. Handle/Key Lock + Hasp Loop
3. 5” Individual Swivel Casters
4. Dual 270° Hinged Doors
5. Side Panel




Front of Cart (Open)

6. Horizontal Device Storage Compartments
7. Shock Absorbing Shelf Spacers
8. Cable Strain Relief Mounts



Back of Cart (Closed)

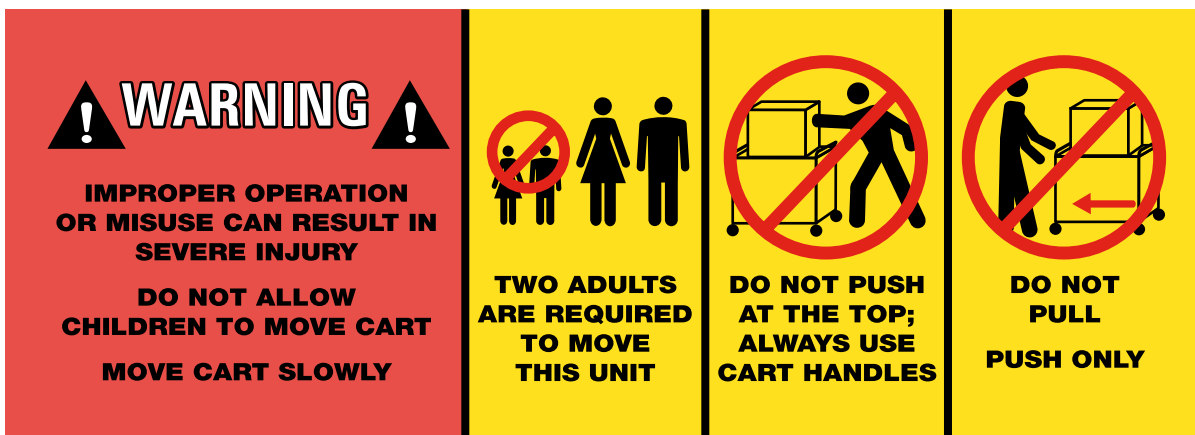
9. Master On/Off Switch with Auxiliary Outlet
10. Primary Power Cord
11. Power Cord Storage Compartment
12. Serial Number Plate
13. Rear Panel Ventilation Slots
14. Optional: Rear Panel Network Uplink Expansion Panel
15. Rear Panel Key/Lock



Rear Electronic Compartment

16. AC SmartSwitch
17. AC-SmartBar Power Outlet Strips
18. Always-on Peripheral AC Outlets

Specifications subject to change without notice



WARNING

ALWAYS FOLLOW SAFETY PRECAUTIONS

- **THIS IS NOT A TOY. CHILDREN SHOULD NEVER MOVE OR CLIMB THE CART!**
- **ONLY ADULTS** should move the cart.
- **NEVER** climb, sit on or tilt the cart.
- **ALWAYS** move the cart slowly and be aware of your surroundings.
- **ALWAYS** latch doors before moving the cart.
- **DO NOT** use the power cord to pull the cart
- **DO NOT** touch any part of the electrical system while plugged in.
- **DO NOT** place liquids on or near the cart.
- **DO NOT** use an extension cord with this unit.
- **DO NOT** plug in the cart if the switch, receptacles, or power cord are broken, cracked, torn or inadequately repaired.
- Repairs should always be performed by a qualified electrician.
- Set the power switch to the OFF position before you unplug the unit from the wall, plug the unit into the wall, or plug in devices.
- If external devices are set on top of the cart, remove them before rolling cart around.

WARNING

ELECTRICAL EQUIPMENT

This device contains electrical components and should only be opened by authorized personnel after unplugging cart from electrical source.

EarthWalk
Technology a step ahead™

EarthWalk
Technology a step ahead™

CE FC Tested to Comply With FCC Standards

MODEL NO: MINIMAX
INPUT: 90-240V — 50/60Hz
MADE IN USA

This device complies with part 15 of the FCC Rules. Operation is subject to the following conditions:
(1) This device may not cause harmful interference, and (2) this device must accept any interference received, including interference that may cause undesired operation.

CAUTION

Disconnect unit before servicing. Removal of enclosure with product energized may expose to hazardous high-voltage potentials. To ensure continued protection against shock hazard, connect to properly grounded outlets only. Certain internal parts are intentionally not grounded and may present a risk of electrical shock only during servicing. Do not come into contact with the following parts while the unit is energized: fans, power supply, distribution board and mounting bracket.

Specifications subject to change without notice

SETTING UP YOUR DEVICES





Shelf/Compartment Dimensions

MODEL #	Dimensions
MM18 (up to 18 devices)	— 9.4 cm / 3.7"
MM20 (up to 20 devices)	— 8.4 cm / 3.3"
MM24 (up to 24 devices)	— 7.1 cm / 2.8"
MM26 (up to 26 devices)	— 6.4 cm / 2.5"
MM30 (up to 30 devices)	— 5.6 cm / 2.2"
MM32 (up to 32 devices)	— 5.0 cm / 2.0"
MM36 (up to 36 devices)	— 7.1 cm / 2.8"
MM40 (up to 40 devices)	— 3.8 cm / 1.5"
Width: 30.5 cm / 12"	
Depth: 38.1 cm / 15"	

- Using a ruler, measure the thickest part of your device.

- Use the thickness measurement of your device and the above shelf spacing chart to determine the compatibility of the cart capacity you require.




- Locate the DC power input of your devices and determine the orientation of which side of the storage compartment will be best for your needs.

- OPTIONAL Cable Strain Relief**—If you prefer, device cables can be securely held in place by inserting cable ties through adjacent mounting holes nearest each device's power input. Pass the device charging cable through the tie strap and tighten the tie to hold the cable in place. Cut any excess strap below the shelf for completion of process.

**WARNING**

UNPLUG CART FROM AC PRIOR TO ACCESSING REAR ELECTRONICS COMPARTMENT

- Connecting Adapters to Powerstrips**—Access the rear electronics compartment via key-locked panel. Starting with the top shelves of the cart, connect the AC power cord of the adapter to the closest available AC outlet on the interior power strips. For best performance, try to evenly distribute the number of devices on the available strips.



- OPTIONAL:** Any excess wires can be bundled via cable ties. **NOTE:** If you plan on frequently moving adapters in and out of the cart, no strain relief is recommended. The adapters can be safely stored on the interior shelves for every day use.



IMPORTANT: CART ELECTRICAL SYSTEM IS DESIGNED TO USE A MAXIMUM OF 15 AMPS

Please note that adding large number of devices and/or additional electrical components to any of the cart's auxillary AC outlets, without the use of the AC-Smart management switch component, could cause the system to exceed 15 Amp (15 A).

If wattage exceeds 15 A at one time, the system will not operate correctly and could trip the cart's circuit breaker or overload your electrical circuit.

AC outlets only
40 Watts or less x 30 Devices



Add AC-SMART
45 Watts or more x 30 Devices



AC-SMART CHARGE

AC Outlets Only

If your desired system wattage exceeds 15 A, you must reduce the number of devices being used in the system until the system draw is below 15 A.



AC-Smart Switch

If your desired system wattage exceeds 15 A, you can add the EarthWalk Digital AC-Smart Switching System. The AC-Smart will manage the electrical draw by monitoring the amount of electricity each group of devices is requiring. The system is completely automatic and will assure all devices will charge as fast as possible without exceeding 15 A and overloading your electrical circuit.

Contact your EarthWalk solution specialist for details: 888.213.4900

Specifications subject to change without notice

OPTIONAL:

AC-SMART

Models AC-SMART & AC-SMARTBAR10

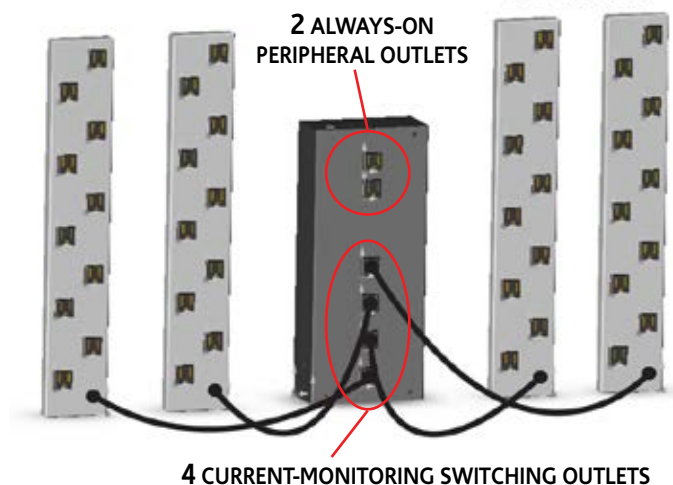


AC-SMART

The AC-SMART™ Switching System monitors electrical consumption and allows for the charging of laptop batteries with no manual switching or timer required. AC-SMART decreases heat and electrical stress while proportionally distributing power to where it is needed.

An "Intelligent AC Switching System" that not only prevents the overloading of the electrical circuit, but it monitors the AC draw to turn on as many outlets as possible to help charge all laptops as quickly as possible. The AC-SMART features (4) Four sensing/switching input outlets & (2) Two always-on outlets for peripherals.

AC-SMART CHARGE



AC-SMARTBAR10

(10) Ten-outlet power strip

The AC-SMARTBAR10™ is an EarthWalk-manufactured 10-outlet AC power bar with an offset zig-zag outlet alignment which provides additional spacing when needed for larger AC supplies and adapters.

- 3.5" x 22" x 1.5" with AC power cord
- US NEMA 5/15 male

For best results, it is recommended that you distribute as close to an equal/balanced number of adapters on the outlet bars as possible.



WARRANTY

EarthWalk-manufactured Mobile Labs

LIFETIME WARRANTY—Cart and Chassis | 3-YEAR WARRANTY—Electronics

EarthWalk Mobile Labs and Carts—Lifetime Warranty

EarthWalk warrants that the hardware products it manufactures will be free from defects in materials and workmanship for the life of the cart beginning on the date of invoice. This includes metal components—chassis, cabinet, cabinet parts and casters.

Electronic Components—Limited Warranty

EarthWalk warrants that the electronic components will be free from defects in materials and workmanship for up to three (3) years beginning on the date of invoice, as further described below. If this product is found to be defective, EarthWalk will, at its discretion, repair or replace defective parts at no charge for the original owner, subject to the conditions of the Warranty.

Damage due to shipping the products to you is covered under this warranty. Otherwise, this warranty does not cover damage due to external causes, including accident, abuse, misuse, problems with electrical power, servicing not authorized by EarthWalk, usage not in accordance with product instructions, failure to perform required preventive maintenance, and problems caused by use of parts and components not supplied by EarthWalk.

To request warranty service, you must call EarthWalk within the warranty period. If warranty service is required, EarthWalk will issue a Return Merchandise Authorization (RMA) Number.

- PARTS** - The Warranty period for parts is: Three (3) years on the parts from the date of original purchase. During the applicable limited warranty period for parts, defective parts will be replaced at no charge for the part. Parts used for the replacement will be warranted for the remainder of the original warranty period for that part.
- LABOR** - The warranty period for labor is: Three (3) years from the date of purchase. EarthWalk will provide the labor for warranty repair at no charge for the period of one (1) year from the date of original purchase.
- PROOF OF PURCHASE DATE** - Owner must provide verification of the date of purchase when requesting Limited Warranty Service, and shipping to an EarthWalk authorized facility.
- PRODUCT REPAIR RESTRICTIONS** - EarthWalk reserves the right to repair the product on-site or at an EarthWalk authorized facility. If required, the End User is responsible for packing and shipping the product to an EarthWalk authorized facility for repairs. All in warranty repair items received will be repaired or replaced and cost of return packing and shipping to the End User will be covered by EarthWalk. The shipping method used to return in warranty items to the End User will match the original shipping method used by the End User. EarthWalk owns all parts removed from repaired products. EarthWalk may use reconditioned parts made by various manufacturers in performing warranty repairs and building replacement products. If EarthWalk repairs or replaces a product, the warranty term is not extended. For information concerning repairs, operation, and technical assistance or for obtaining the location of the nearest EarthWalk Authorized Service Facility or Parts Distributor, please contact EarthWalk using the information listed below.

Warranty Limitations

The LIFETIME WARRANTY provided by EarthWalk only covers the metal components of the mobile labs/carts: chassis, cabinet, cabinet parts, and casters.

The LIMITED WARRANTY provided by EarthWalk does not cover:

- Any New product purchased or service performed outside continental United States or its possession.
- Un-crating, setup, and installation.
- Any defect, malfunction, or failure caused by, or resulting from, improper service, maintenance, repair, or from abuse, neglect, accident or any other cause beyond the control of EarthWalk.
- Any product on which the serial number has been removed, altered, replaced, defaced or rendered illegible.

EarthWalk does not provide warranty or technical support for third-party products. Third-party software, peripheral and accessory products are supported by the warranties provided by the original manufacturer or publisher only.

This Limited Warranty extends only to the original purchaser or lessee of this product and is not transferable to anyone who obtains ownership of this product from the original purchaser or lessee. Your sales invoice, showing the date of purchase or lease of the product, is your proof of the purchase or lease date and may be required as a condition of receiving warranty service.

THIS WARRANTY GIVES YOU SPECIFIC LEGAL RIGHTS, WHICH MAY VARY FROM STATE TO STATE (OR JURISDICTION TO JURISDICTION). EARTHWALK'S RESPONSIBILITY FOR MALFUNCTIONS AND DEFECTS IN HARDWARE IS LIMITED TO REPAIR AND REPLACEMENT AS SET FORTH IN THIS WARRANTY STATEMENT. ALL EXPRESSED AND IMPLIED WARRANTIES FOR THIS PRODUCT, INCLUDING BUT NOT LIMITED TO ANY IMPLIED WARRANTIES OF AND CONDITIONS OF MERCHANTABILITY AND FITNESS FOR A PARTICULAR PURPOSE, ARE LIMITED IN DURATION TO THE WARRANTY PERIOD SET FORTH ABOVE AND NO WARRANTIES, WHETHER EXPRESSED OR IMPLIED, WILL APPLY AFTER SUCH PERIOD. SOME STATES (OR JURISDICTIONS) DO NOT ALLOW LIMITATION ON HOW LONG AN IMPLIED WARRANTY LASTS, SO THE ABOVE LIMITATION MAY NOT APPLY TO YOU. EARTHWALK DOES NOT ACCEPT LIABILITY BEYOND THE REMEDIES SET FORTH IN THIS WARRANTY STATEMENT OR LIABILITY FOR INCIDENTAL OR CONSEQUENTIAL DAMAGES, INCLUDING WITHOUT LIMITATION ANY LIABILITY FOR PRODUCTS NOT BEING AVAILABLE FOR USE OR FOR LOST DATA OR SOFTWARE. SOME STATES (OR JURISDICTIONS) DO NOT ALLOW THE EXCLUSION OR LIMITATION OR INCIDENTAL OR CONSEQUENTIAL DAMAGES, SO THE ABOVE EXCLUSION OR LIMITATION MAY NOT APPLY TO YOU.



EarthWalk Communications, Inc.

10511 Battlevue Parkway, Manassas, VA 20109-2336
TOLL FREE: (888) 213-4900 • TEL: (703) 393-1940
FAX: (703) 393-1730
WEB: www.EarthWalk.com
E-MAIL:
(Technical Support) EWSupport@EarthWalk.com
(Product Sales) Sales@EarthWalk.com



EarthWalk Communications, Inc.

Product:

Limited Warranty Registration

(For your records—Attach receipt to this warranty)

Model No: _____

Serial No: _____

Product Name: _____

Date of Purchase: _____

Address: _____

City: _____

State: _____

Zip: _____